







Wonderful Bathroom Accessories



FRANKE



For Franke BEING **ORDINARY**
IS NOT GOOD ENOUGH SO LET'S LET
EVERYONE ELSE BE **ORDINARY** while we...
make it **WONDERFUL**



MAKE IT WONDERFUL




DISCOVER THE RANGE

Although they contribute to only a fraction of a bathroom, no bathroom is complete without accessories. Unlike many ranges on the market, Franke's assortment of accessories are manufactured from grade 304 stainless steel, making them particularly robust and high quality that will last for years to come. Each range is created with different styles in mind, allowing you to easily integrate these accessories with almost any kind of design concept.

In three different stylish designs with a high polished finish, this stainless steel accessory range is ideal for hotels, offices, retail or any semi-public washroom.

- 6 CUBUS
- 10 FIRMUS
- 14 MEDIUS





QUADRO MIRANIT WASHBASIN & FRANKE PROTRONIC S TOUCH FREE TAP

CUBUS



Like the name suggests, the Cubus design is based on clean square lines, giving a futuristic modern look. It is most suitable for bathrooms that are designed with a subtle, yet unrestrained look.

High polished grade 304 stainless steel



CUBUS ROBE HOOK



CUBUS PORTFOLIO

High polished grade 304 stainless steel



CUBUS WALL MOUNTED SINGLE TOWEL RAIL

- High polished finish
- Concealed fixings
- Includes stainless steel screws and dowels
- Dimensions: 600 x 80 x 54mm

241.0488.508 (CUBX001HP)



CUBUS WALL MOUNTED DOUBLE TOWEL RAIL

- High polished finish
- Concealed fixings
- Includes stainless steel screws and dowels
- Dimensions: 600 x 125 x 54mm

241.0488.510 (CUBX002HP)



CUBUS WALL MOUNTED DOUBLE TOWEL RACK

- High polished finish
- Concealed fixings
- Includes stainless steel screws and dowels
- Dimensions: 600 x 220 x 122mm

241.0488.581 (CUBX012HP)



CUBUS WALL MOUNTED TOWEL ARM

- High polished finish
- Concealed fixings
- Includes stainless steel screws and dowels
- Dimensions: 262 x 85 x 54mm

241.0488.582 (CUBX004HP)



CUBUS SPARE TOILET ROLL HOLDER

- Spare Toilet Roll Holder (horizontal)
- Concealed fixings
- Includes stainless steel screws and dowels
- Dimensions: 165 x 85 x 54 mm

201.0500.544 (CUBX211HP)



CUBUS WALL MOUNTED TUMBLER HOLDER

- High polished finish
- Concealed fixings
- Includes glass cup, stainless steel screws and dowels
- Dimensions: 127 x 115 x 85mm

241.0488.583 (CUBX006HP)



CUBUS WALL MOUNTED SOAP DISH

- High polished finish
- Concealed fixings
- Includes glass dish, stainless steel screws and dowels
- Dimensions: 147 x 135 x 54mm

241.0488.584 (CUBX007HP)



CUBUS WALL MOUNTED SINGLE ROBE HOOK

- High polished finish
- Concealed fixings
- Includes stainless steel screws and dowels
- Dimensions: 54 x 60 x 54mm

201.0488.585 (CUBX010HP)



CUBUS WALL MOUNTED TOILET ROLL HOLDER

- High polished finish
- Concealed fixings
- Includes stainless steel folding cover, screws and dowels
- Dimensions: 165 x 179 x 54mm

241.0488.586 (CUBX111HP)



CUBUS WALL MOUNTED TOILET BRUSH

- High polished finish
- Concealed fixings
- Includes glass holder, stainless steel screws and dowels
- Dimensions: 147 x 135 x 340mm

241.0488.587 (CUBX005HP)



CORNER BASKET FOR WALL MOUNTING

- High polished finish
- Used for shower or bath
- Includes stainless steel screws and dowels
- Dimensions: 205 x 205 x 50 mm

201.0500.546 (MISX2009HP)



FIRMUS



Combining a modern look whilst maintaining a simplistic design that compliments a variety of ambiances. The contoured lines (no sharp edges) make it easy to clean and maintain while also projecting a sense of comfort.

High polished grade 304 stainless steel





FIRMUS PORTFOLIO

High polished grade 304 stainless steel



FIRMUS WALL MOUNTED SINGLE TOWEL RAILS

- High polished finish
- Concealed fixings, includes stainless steel screws and dowels.
- Dimensions: 600 x 80 x 60mm

241.0488.588 (FIRX001HP)



FIRMUS WALL MOUNTED DOUBLE TOWEL RAILS

- High polished finish
- Concealed fixings
- Includes stainless steel screws and dowels
- Dimensions: 600 x 200 x 60mm

241.0488.589 (FIRX002HP)



FIRMUS WALL MOUNTED DOUBLE TOWEL RACK

- High polished finish
- Concealed fixings
- Includes stainless steel screws and dowels
- Dimensions: 600 x 220 x 115mm

241.0488.590 (FIRX012HP)



FIRMUS WALL MOUNTED TOWEL RING

- High polished finish
- Concealed fixings
- Includes stainless steel screws and dowels
- Dimensions: 187 x 65 x 210mm

241.0488.592 (FIRX104HP)



FIRMUS WALL MOUNTED TOWEL ARM

- High polished finish
- Concealed fixings
- Includes stainless steel screws and dowels
- Dimensions: 260 x 65 x 60mm

241.0488.591 (FIRX004HP)



FIRMUS SPARE TOILET ROLL HOLDER

- High polished finish
- Concealed fixings
- Includes stainless steel screws and dowels
- Dimensions: 170 x 65 x 60 mm

201.0500.545 (FIRX211HP)



FIRMUS WALL MOUNTED TUMBLER & HOLDER

- High polished finish
- Concealed fixings
- Includes glass cup, stainless steel screws and dowels
- Dimensions: 70 x 105 x 103mm

241.0488.593 (FIRX006HP)



FIRMUS WALL MOUNTED SOAP DISH

- High polished finish
- Concealed fixings
- Integrated stainless steel soap dish, stainless steel screws and dowels
- Dimensions: 155 x 125 x 60mm

241.0488.594 (FIRX107HP)



FIRMUS WALL MOUNTED SINGLE ROBE HOOK

- High polished finish
- Concealed fixings
- Includes stainless steel screws and dowel
- Dimensions 60 x 54 x 60mm

201.0488.595 (FIRX010HP)



FIRMUS WALL MOUNTED DOUBLE ROBE HOOK

- High polished finish
- Concealed fixings
- Includes stainless steel screws and dowels
- Dimensions 75 x 69 x 60mm

201.0488.596 (FIRX0110HP)



FIRMUS WALL MOUNTED TOILET ROLL HOLDER

- High polished finish
- Concealed fixings
- Includes stainless steel folding cover, screws and dowels
- Dimensions: 140 x 65 x 162mm

241.0488.597 (FIRX111HP)




FIRMUS WALL MOUNTED TOILET BRUSH

- High polished finish
- Concealed fixings
- Includes glass holder, stainless steel screws and dowels
- Dimensions: 115 x 140 x 340mm

241.0488.599 (FIRX005HP)

MEDIUS



The Medius design has been created with the purpose of matching classic style sanitaryware. The complete range can be installed to all classic design environments.

High polished grade 304 stainless steel





MEDIUS PORTFOLIO

High polished grade 304 stainless steel



MEDIUS WALL MOUNTED SINGLE TOWEL RAIL

- High polished finish
- Cover to conceal fixings
- Includes stainless steel screws and dowels
- Dimensions: 600 x 85 x 54mm

241.0488.600 (MEDX001HP)



MEDIUS WALL MOUNTED DOUBLE TOWEL RAIL

- High polished finish
- Cover to conceal fixings
- Includes stainless steel screws and dowels
- Dimensions: 600 x 125 x 54mm

241.0488.601 (MEDX002HP)



MEDIUS WALL MOUNTED DOUBLE TOWEL RACK

- High polished finish
- Cover to conceal fixings
- Includes stainless steel screws and dowels
- Dimensions: 600 x 220 x 120mm

241.0488.602 (MEDX012HP)



MEDIUS WALL MOUNTED DOUBLE TOWEL ARM

- High polished finish
- Cover to conceal fixings
- Includes stainless steel screws and dowels
- Dimensions: 238 x 70 x 54mm

241.0488.603 (MEDX004HP)



MEDIUS WALL MOUNTED TOWEL RING

- High polished finish
- Cover to conceal fixings
- Includes stainless steel screws and dowels
- Dimensions: 177 x 65 x 198mm

241.0488.604 (MEDX104HP)



MISC SQUARE BASKET FOR WALL MOUNTING

- High polished finish
- For use in a shower or bath
- Includes stainless steel screws and dowels
- Dimensions: 150 x 95 x 50mm

201.0500.571 (MISX0009HP)



MEDIUS WALL MOUNTED TUMBLER & HOLDER

- High polished finish
- Cover to conceal fixings
- Includes glass cup, stainless steel screws and dowels
- Dimensions: 70 x 105 x 100mm

241.0488.605 (MEDX006HP)



MEDIUS SOAP DISH FOR WALL MOUNTING

- High polished finish
- Cover to conceal fixings
- Includes glass dish, stainless steel screws and dowels
- Dimensions: 110 x 125 x 55mm

241.0488.606 (MEDX007HP)



MEDIUS WALL MOUNTED SINGLE ROBE HOOK

- High polished finish
- Cover to conceal fixings
- Includes stainless steel screws and dowels
- Dimensions 54 x 55 x 54mm

201.0488.607 (MEDX010HP)



MEDIUS WALL MOUNTED DOUBLE ROBE HOOK

- High polished finish
- Cover to conceal fixings
- Includes stainless steel screws and dowels
- Dimensions 75 x 70 x 54mm

201.0488.608 (MEDX0110HP)



MEDIUS WALL MOUNTED TOILET ROLL HOLDER

- High polished finish
- Cover to conceal fixings
- Includes stainless steel folding cover, screws and dowels.
- Dimensions: 140 x 65 x 160mm

241.0488.609 (MEDX111HP)



MEDIUS WALL MOUNTED TOILET BRUSH

- High polished finish
- Cover to conceal fixings
- Includes glass holder, stainless steel screws and dowels.
- Dimensions: 115 x 140 x 340mm

241.0488.610 (MEDX005HP)



MIRANIT

Complete your washroom with this unique granite composite material. Cast in a single mould without any adhesive seams or joints, Miranit products feature the following important characteristics: high stability, elegant appearance and high durability due to the smooth, pore-free, hygienic and easy to maintain gelcoat surface.

From standard to bespoke Miranit provides endless possibilities with a choice of two materials, bespoke shapes, sizes and lengths.



BESPOKE MIRANIT WASHBASIN - HOTEL ARTE



A COMPLETE WASHROOM SOLUTION...

High polished grade 304 stainless steel



Satin finish grade 304 stainless steel



Composite material solid matte finish



Composite material high gloss finish





