


HOTELS AND GUEST HOUSES

Washroom solutions for Hotels
and Guest Houses

*Make
it
Wonderful*

FRANKE



MAKE IT WONDERFUL WITH FRANKE

Franke makes traditional, top-quality and down-to-earth products that accompany us in our daily lives. Our brand promise to you is; whether you are business partner or an end user, we make your everyday life a little less ordinary. As our products are subject to high usage and daily wear and tear so we strive to make these everyday objects durable, reliable and beautiful. That's what 'Make it Wonderful' stands for.

info@hygiene-shop.eu - www.hygiene-shop.eu



MAKE IT WONDERFUL WITH FRANKE

OUR EXPERIENCE

Franke Sissons has provided innovative, practical and durable solutions to contractors and specifiers for over 230 years. Our mission is to be a world leading provider of intelligent washroom solutions to the public, semi-public and commercial sector.

Our hotel package is suitable for all sizes of hotel establishments, from a small seaside bed and breakfast, right up to a multinational hotel group; and from a budget offering, up to more luxurious requirements of a spa hotel. You'll get years of use from our products, and we have a standard as well as a bespoke range, to suit any project.

This brochure details just a few of our most popular products suitable for this broad sector. Visit our website for our full range and catalogue.

CASE STUDY

BEST WESTERN HOTEL

The 100 room hotel partnered with Franke from the start of their renovation programme. Franke were thrilled to be chosen to provide products from their composite portfolio, including 100 bespoke Miranit Ronda basins. From standard sized washbasins and washtroughs to a bespoke range, all Miranit products are cast in a single mould without adhesive seams or joints.

Along with its pleasing appearance and being ambient to touch, Franke Miranit products have many advantages compared to other cast products such as ceramic sanitaryware, including a higher stability in terms of impact resistance and being shatter-proof, with clean shapes, good design and the use of small radii (curved edge).

Franke's bespoke Miranit portfolio provides a choice of unique composite material, with high gloss or solid matte finish that's temperature resistant up to 80°C.





STANDARD MIRANIT WASHBASINS

Washrooms in the hotel lobby, restaurant or wellness areas are often one of the first experiences the guest receives when arriving at an establishment. Guests who feel comfortable here will be more likely to explore what the hotel has to offer.

Miranit washbasins will leave a lasting impression in any hotel or guest house. Cast in a single mould without adhesive seams or joints Miranit offers an elegant appearance and highly durable finish. The smooth, pore free, and easy to clean gelcoat surface is extremely hardwearing and will continue to impress for years to come.

Miranit is a stable compound consisting of approximately 80% natural minerals such as marble, sandstone and quartz sand as well as approximately 20% high quality unsaturated polyester resin. Quartz is one of the hardest materials and constitutes a large part of the earth's crust. The final product is highly

stable and in combination with the unsaturated polyester resin and has very good forming characteristics to facilitate easy production into cast moulds.

We have a standard 'off the shelf' range or bespoke options to meet your specific requirements.



Our RIBA approved CPD 'A new generation of commercial washbasins and washtroughs' will help you understand the benefits of specifying this material.

info@hygiene-shop.eu - www.hygiene-shop.eu





FOR THE LOBBY...

WASHBASINS



GAMBA Washbasins



LUNA Washbasins



The RONDA range



The QUADRO range



The EXOS. range

Advantages compared to other products

- A unique composite material with high gloss or solid matte finish
- Standard or bespoke sizes and shapes
- Up to 3.6 metres can be achieved in a single mould without seams or joints
- Additional integrated accessories - optional soap dispenser, paper towel dispenser, waste disposal flap/barrel, towel rail
- Can withstand temperatures up to 80°C
- Commercial grade
- Franke 'Water Systems' - one solution for the commercial washroom: taps (manual/sensor), all washroom accessories, urinals, WCs and many more products...



INTEGRATED ACCESSORIES

Complete the washroom with modern practical accessories including: soap dispensers, hand dryers, paper towel dispensers, towel rails and toilet roll holders amongst many others. The hygienic properties of stainless steel make it easy to clean and maintain whilst the contemporary appearance complements any style of washroom. With four distinct ranges and matching hand dryers, there is an option for any style and budget.



RODAN

The timeless design of RODAN stainless steel fixtures with their angular side profiles lends itself to the contemporary decor of heavily frequented washrooms.



STRATOS

The unique curved front cover defines the STRATOS range of products along with the InoxPlus surface treatment on the front cover reduces the appearance of dirt and fingerprints, making them exceptionally easy to clean.



XINOX

With its curved edges and distinctive shadow gap, the XINOX range is particularly stylish and has the added benefit of having the InoxPlus surface treatment on all surfaces. This reduces the appearance of dirt and fingerprints, making them exceptionally easy to clean.



EXOS

EXOS is the latest range from Franke and is the ultimate in high design with interchangeable fronts made of high quality InoxPlus coated stainless steel or toughened safety glass in Black or White.

FAST DRYING ENERGY EFFICIENT HAND DRYERS

Our range of touch free hand dryers use the latest technology that dries hands in record time and are available both in 'hands in' and 'hands under' options with different finishes.



AIRBLAST HAND DRYER

- Ideal for retro-fit as larger body covers screw holes
- Internal switch enables a choice of cool air at 550W or warm air at 1400W
- Unique blue LED light when in use
- Available in 4 different colours; white, black, polished or satin stainless steel




ECO-AIRBLAST MIDI PLUS

- Dries hands quickly in approximately 8-14 seconds
- Energy efficient at only 1250W or 550W
- Low cost to run of only £19 a year for 550W or £32 a year for 1250W
- Built in ioniser purifies the air



DRYX500

- High speed 'hands-in' hand dryer for wall mounting.
- Drying time 7-10 seconds, adjustable air speed, optional warm or cold air.
- Auto shutdown after 25 seconds. 1250-1650W
- Water catchments and system to prevent water dripping onto the floor





FOR THE LOBBY...

ADDITIONAL PRODUCTS...

TAPS

Fittings for washbasins and washtroughs are becoming ever more sophisticated when it comes to water saving, ease of installation and operation. The use of robust materials, reliable tried and tested technology and surface finishes make our range of taps particularly suitable for intensive public use. They also look good and are packed with added features.

Product features	Self closing taps	Touch free electronic taps
Aerator and integrated flow controller	✓	✓
Battery or mains operation	✓	✓
Piston free self closing cartridge	✓	✗
Adjustable flow duration	✓	✓
Automatic and backlash free closure	✓	✓
Deck and wall mounted options	✓	✗
Feature on the governments Water Technology List for water saving	✓	✓
WRAS approved		

OTHER PRODUCTS THAT MAY BE OF INTEREST

DRINKING FOUNTAINS

Our range of stainless steel drinking fountains are available floor standing or wall hung. Easy to install and low maintenance, they offer a reliable solution.



CATERING FACILITIES

For anywhere that requires a washing facility, we have a solution. Our comprehensive range of washbasins, in all shapes sizes, are suitable for any washing area; inset, undermounted and wall mounted options, as well as sinks and food preparation table are all available.



CLEANING FACILITIES

Every hotel requires cleaning protocols and we have just the products to make this important function easier, from floor standing and wall hung cleaning sinks to a full janitorial unit.





BESPOKE MIRANIT WASHBASINS

Our bespoke range of washbasins can be custom made to suit any application and are perfect for either a reception washroom or bathroom in the guest bedrooms.

Three different bowl shapes can be seamlessly moulded into a strikingly graceful washbasin top with a material thickness of just 25mm and up to 3.6m in length. There is almost no limit to the variation of ideas; flexible washbasin length, a choice of bowl shapes, number of bowls and bowl spacing. The different designs with or without tap landing also provide the opportunity to include a wide range of fittings to obtain the chosen result. You can even choose from two different materials.



THE CHOICE IS YOURS

SOLID MATTE MATERIAL

Made from 2/3 aluminium hydroxide (ATH) and 1/3 polyester resin and the same colour all the way through, the matte material offers a high level of scratch resistance.

- Easy to repair, easy to clean, durable, fracture proof and scratch proof
- High stability with low material thickness
- Material coloured all the way through

WHITE WITH GELCOAT SURFACE

Made from 80% natural minerals and approximately 20% high quality unsaturated polyester resin. The core is surrounded by a pore free smooth high gloss Gelcoat layer.

- Hygienic surface finish which is temperature resistant up to 80°C
- High gloss Gelcoat layer
- Easy to repair and clean
- Durable and fracture proof
- High stability with low material thickness



FOR THE BEDROOM...

BOWL SHAPE

Rectangular



Round



Oval



EXOS.



STYLE OF WASHBASIN

Straight



D Shape



L Shape



Corner Convex Design



OTHER OPTIONS TO CONSIDER

- Number of bowls
- Distance between bowls
- Length of washbasin
- Depth of washbasin
- With or without raised back edge
- Apron height
- With or without tapholes

INCORPORATE ANY ACCESSORIES

- Soap dispenser
- Towel holder
- Paper towel dispenser
- Waste disposal barrel
- Waste disposal flap



Our RIBA approved CPD 'A new generation of commercial washbasins and washtroughs' will help you understand the benefits of specifying this material.

Not all choices of bowl shape are available in every style of washbasin.



BATHROOM ACCESSORIES

No bathroom is complete without accessories, and with three styles and a full range Franke has the solution for your project.

Unlike many ranges on the market, Franke's assortment of accessories are manufactured from grade 304 stainless steel, making them particularly robust, high quality and will last for years to come. Each range is created with different styles in mind, making it easy for a designer to integrate these accessories with almost any kind of design concept.



CASE STUDY

HOTEL ARTE

Hotel Arte chose the stunning range of Franke bespoke Miranit washbasins to fulfil its requirements.

The hotel now newly renovated, is one of the most stylish accommodations and Franke were thrilled to be chosen to provide products from their composite portfolio, including 85 bespoke bathroom basins. From standard sized washbasins and washtroughs to a bespoke range, all Miranit products are cast in a single mould without adhesive seams or joints.

Along with its pleasing appearance and being ambient to touch, Franke Miranit products have many advantages compared to other cast products such as ceramic sanitaryware, including a higher stability in terms of impact resistance and being shatter-proof, with clean shapes, good design and the use of small radii (curved edge).





FOR THE BEDROOM...

CUBUS

Like the name suggests, Cubus design is based on square lines and solid material, most suitable for bathrooms that are designed with a subtle, yet unrestrained look.



FIRMUS

Combining modern looks and a simplistic design that complements a variety of ambiances. The contoured lines (no sharp edges) make it easy to clean and maintain while also projecting a sense of comfort.






MEDIUS




The Medius design has been created with the purpose of matching classic style sanitaryware within all classic design environments.









PRODUCT LIST







MIRANIT WASHBASINS AND WASHTROUGHS PAGES 4-5






		
Product Code Was: ANMW210 Now: 203.0000.129	Product Code Was: ANMW220 Now: 203.0000.009	Product Code Was: ANMW230 Now: 203.0000.013
Ronda single washbasin without taphole	Ronda double washbasin without taphole	Ronda triple washbasin without taphole

		
Product Code Was: ANMW211 Now: 203.0000.130	Product Code Was: ANMW221 Now: 203.0000.011	Product Code Was: ANMW231 Now: 203.0000.131
Ronda single washbasin with taphole	Ronda double washbasin with taphole	Ronda triple washbasin with taphole

		
Product Code Was: ANMW410 Now: 203.0000.018	Product Code Was: ANMW420 Now: 203.0000.021	Product Code Was: ANMW430 Now: 203.0000.024
Quadro single washbasin without taphole	Quadro double washbasin without taphole	Quadro triple washbasin without taphole

		
Product Code Was: ANMW411 Now: 203.0000.149	Product Code Was: ANMW421 Now: 203.0460.133	Product Code Was: ANMW431 Now: 203.0000.132
Quadro single washbasin with taphole	Quadro double washbasin with taphole	Quadro triple washbasin with taphole

					
Product Code Was: ANMW198 Now: 203.0000.127	Product Code Was: ANMW199 Now: 203.0000.128	Product Code Was: SOLX1200M Now: 203.0000.219	Product Code Was: SOLX1200SB Now: 203.0000.221	Product Code Was: SOLX1800M Now: 203.0000.231	Product Code Was: SOLX1800SBE Now: 203.0000.233
Gamba washbasin	Luna washbasin	1200mm long 2 person trough with tap landing and manual self closing mixer taps	1200mm long 2 person trough with splashback and electronic touch free taps	1800mm long 3 person trough with tap landing and manual self closing mixer taps	1800mm long 3 person trough with splashback and electronic touch free taps

				
Product Code Was: SOLX2400M Now: 203.0000.243	Product Code Was: SOLX2400SBE Now: 203.0000.245	Product Code Was: ANMW0010 Now: 203.0000.003	Product Code Was: ANMW0001 Now: 203.0000.000	Product Code ANMW504 203.0000.031
2400mm long 4 person trough with tap landing and manual self closing mixer taps	2400mm long 4 person trough with splashback and electronic touch free taps	EXOS. single washbasin standard	EXOS. single washbasin wheelchair accessible	EXOS. single washbasin

ACCESSORIES PAGE 6

RODAN

 <p>Product Code Was: RODX618 Now: 201.0000.021</p> <p>Rodan soap dispenser</p>	 <p>Product Code Was: RODX600 Now: 201.0000.000</p> <p>Rodan paper towel dispenser</p>	 <p>Product Code Was: RODX310 Now: 201.0000.132</p> <p>Rodan hand dryer</p>	 <p>Product Code Was: RODX672 Now: 201.0000.056</p> <p>Rodan double toilet roll holder</p>	 <p>Product Code Was: RODX625 Now: 201.0000.020</p> <p>Rodan touch free soap dispenser</p>	 <p>Product Code Was: RODX630 Now: 201.0000.003</p> <p>Rodan touch free paper towel dispenser</p>
---	--	---	--	--	---

STRATOS

 <p>Product Code Was: STRX618 Now: 113.0100.923</p> <p>Stratos soap dispenser</p>	 <p>Product Code Was: STRX600 Now: 113.0100.921</p> <p>Stratos paper towel dispenser</p>	 <p>Product Code Was: STRX210 Now: 201.0000.133</p> <p>Stratos hand dryer</p>	 <p>Product Code Was: STRX672 Now: 113.0100.932</p> <p>Stratos double toilet roll holder</p>	 <p>Product Code Was: STRX625 Now: 201.0000.026</p> <p>Stratos touch free soap dispenser</p>	 <p>Product Code Was: STRX630 Now: 201.0000.006</p> <p>Stratos touch free paper towel dispenser</p>
---	--	---	--	--	---





PRODUCT LIST

ACCESSORIES PAGE 6


XINOX


					
Product Code Was: XINX617 Now: 201.0000.028 XINOX soap dispenser	Product Code Was: XINX600 Now: 201.0000.009 XINOX paper towel dispenser	Product Code Was: XINX210 Now: 201.0000.134 XINOX hand dryer	Product Code Was: XINX672 Now: 201.0000.064 XINOX double toilet roll holder	Product Code Was: XINX625 Now: 201.0000.029 XINOX touch free soap dispenser	Product Code Was: XINX630 Now: 201.0000.010 XINOX touch free paper towel dispenser

EXOS

			
Product Code Was: EXOS618X, EXOS618B, EXOS618W Now: 201.0000.041, 201.0000.039, 201.0000.040 EXOS. soap dispenser available in stainless steel, black glass front or white glass front	Product Code Was: EXOS600X, EXOS600B, EXOS600W Now: 201.0000.032, 201.0000.030, 201.0000.031 EXOS. paper towel dispenser available in stainless steel, black glass front or white glass front	Product Code Was: EXOS220X, EXOS220B, EXOS220W Now: 201.0479.675, 201.0479.676, 201.0479.677 EXOS. hand dryer available in stainless steel, black glass front or white glass front	Product Code Was: EXOS670X Now: 201.0479.701 EXOS. jumbo toilet roll holder available in stainless steel

AIRBLAST HAND DRYER








	Product Code Was: F1390 Now: 201.0000.142 Hand dryer - White steel 550W-1400W	Product Code Was: F1391 Now: 201.0000.143 Hand dryer - Black steel polished 550W-1400W
	Product Code Was: F1392 Now: 201.0000.144 Hand dryer - Polished stainless 550W-1400W	Product Code Was: F1393 Now: 201.0000.145 Hand dryer - Satin stainless steel 550W-1400W

	Product Code Was: F0440 Now: 201.0000.138 Eco-Airblast Midi Plus hand dryer - white
	Product Code Was: F0441 Now: 201.0000.139 Eco-Airblast Midi Plus hand dryer - polished chrome

HANDS-IN HAND DRYER

	Product Code Was: DRYX500 Now: 201.0480.839 Frankie hands-in hand dryer
--	---

DRINKING FOUNTAINS PAGE 7

						
Product Code Was: ANMX311 Now: 213.0000.006 Frankie chilled drinking fountain	Product Code Was: ANMX312 Now: 213.0000.007 Frankie chilled drinking fountain with bottle filler	Product Code Was: ANMX308 Now: 213.0000.004 Frankie chilled drinking fountain	Product Code Was: ANMX309 Now: 213.0000.005 Frankie chilled drinking fountain with bottle filler	Product Code Was: AQUA203 Now: 208.0000.066 Aqualine-C self closing pillar tap	Product Code Was: AQUA205 Now: 208.0000.062 Aqualine-S self closing bib tap	Product Code Was: AQUA130 Now: 208.0000.096 Protronic-S touch free tap






Full range of taps available.



We have a comprehensive range of washbasins, catering sinks and preparation tables.

PRODUCT LIST

CATERING PAGE 7

				
Inset washbasins	Wall hung washbasins	Knee operated washbasins	Catering sinks	Preparation tables

CLEANING AND JANITORIAL PAGE 7

			
Product Code Was: G20050N Now: 207.0000.058 Centinel janitorial unit	Product Code Was: G21663N Now: 207.0000.060 Floor standing bucket sink with splashback	Product Code Was: WB440COP-UK Now: 207.0480.276 Cleaners sink with grid and splashback	Product Code Was: WB500GV Now: 207.0000.106 Cleaners sink with grid

DID YOU KNOW?

Many of our products are detailed on RIBA's NBS Plus to aid with project design and specifications.









NBS Plus

BATHROOM ACCESSORIES PAGES 10-11








CUBUS

	
Product Code Was: CUBX001HP Now: 241.0488.508 Cubus single towel rail for wall mounting	Product Code Was: CUBX004HP Now: 241.0488.582 Cubus towel arm for wall mounting
	
Product Code Was: CUBX111HP Now: 241.0488.586 Cubus toilet roll holder for wall mounting	Product Code Was: CUBX010HP Now: 201.0488.585 Cubus single robe hook for wall mounting
	
Product Code Was: CUBX012HP Now: 241.0488.581 Cubus double towel rack in combination of towel shelf and rail for wall mounting	Product Code Was: CUBX005HP Now: 241.0488.587 Cubus toilet brush for wall mounting 304 stainless steel handle with nylon brush
	
Product Code Was: CUBX006HP Now: 241.0488.583 Cubus tumbler holder for wall mounting	Product Code Was: CUBX007HP Now: 241.0488.584 Cubus stainless steel soap dish for wall mounting

FIRMUS

	
Product Code Was: FIRX001HP Now: 241.0488.588 Firmus single towel rail for wall mounting	Product Code Was: FIRX004HP Now: 241.0488.591 Firmus towel arm for wall mounting
	
Product Code Was: FIRX111HP Now: 241.0488.597 Firmus toilet roll holder for wall mounting	Product Code Was: FIRX010HP Now: 201.0488.595 Firmus single robe hook for wall mounting
	
Product Code Was: FIRX012HP Now: 241.0488.590 Firmus double towel rack in combination of towel shelf and rail for wall mounting	Product Code Was: FIRX005HP Now: 241.0488.599 Firmus toilet brush for wall mounting 304 stainless steel handle with nylon brush
	
Product Code Was: CUBX006HP Now: 241.0488.593 Firmus tumbler holder for wall mounting	Product Code Was: CUBX007HP Now: 241.0488.594 Firmus stainless steel soap dish for wall mounting

MEDIUS

	
Product Code Was: MEDX001HP Now: 241.0488.600 Medius single towel rail for wall mounting	Product Code Was: MEDX004HP Now: 241.0488.603 Medius towel arm for wall mounting
	
Product Code Was: MEDX111HP Now: 241.0488.609 Medius toilet roll holder for wall mounting	Product Code Was: MEDX010HP Now: 201.0488.607 Medius single robe hook for wall mounting
	
Product Code Was: MEDX012HP Now: 241.0488.602 Medius double towel rack in combination of towel shelf and rail for wall mounting	Product Code Was: MEDX005HP Now: 241.0488.610 Medius toilet brush for wall mounting 304 stainless steel handle with nylon brush
	
Product Code Was: MEDX006HP Now: 241.0488.605 Medius tumbler holder for wall mounting	Product Code Was: MEDX007HP Now: 241.0488.606 Medius stainless steel soap dish for wall mounting

All bathroom accessories are available in high polished!

