



SPORT AND LEISURE

Products for Stadia, Arena
and Leisure Facilities



*Make
it
Wonderful*

FRANKE



MAKE IT WONDERFUL WITH FRANKE

Franke makes traditional, top-quality and down-to-earth products that accompany us in our daily lives. Our brand promise to you is; whether you are business partner or an end user, we make your everyday life a little less ordinary. As our products are subject to high usage and daily wear and tear so we strive to make these everyday objects durable, reliable and beautiful. That's what 'Make it Wonderful' stands for.

info@hygiene-shop.eu - www.hygiene-shop.eu





MAKE IT WONDERFUL WITH FRANKE

OUR EXPERIENCE

Franke Sissons has provided innovative, practical and durable solutions to contractors and specifiers for over 230 years. Our mission is to be a world leading provider of intelligent washroom solutions to the public, semi-public and commercial sector.

Suitable for all sports, arenas and event venues our stadia package covers everything from sanitaryware for the public areas, disabled toilet facilities and player dressing rooms, right up to the more luxurious requirements of a public washroom in the corporate conference, VIP and banqueting areas. Many of these products are also suitable for pubs, clubs and other leisure facilities.

Our experience in this area has enabled us to develop a product package, balancing the need for budget management with the durability required for intensive use during short periods of time. We understand the considerations required in stadium design in respect of environmental issues such as sustainable materials and water usage.

CASE STUDY

CHESTERFIELD FC PICKS WASHROOMS FROM LOCAL EXPERTS

Chesterfield FC Community trust is a registered charity that works closely with, SkyBet League 2 Chesterfield Football Club to promote sports participation, social inclusion and education throughout North Derbyshire.

When the new Spencer Solicitors Community Stand at the Proact Stadium was commissioned by the Trust, Franke Sissons was an obvious choice. The project consisted of 10 brand new washrooms with 10 WCs, 10 inset stainless steel basin, complementing taps and accessories.

John Croot, Community Director says "Working with a local company like Franke Sissons is great. The company has over 230 years' experience so they were an obvious choice. Everyone who visits the new Spencers Solicitors Community Stand will use the facilities so they have to look good, perform well and last."

Franke Sissons have worked with the Proact stadium since it was built in 2010, having kitted out all areas of the stadium with sanitaryware, taps, accessories and showers in the public and disabled washrooms, players dressing rooms and corporate VIP areas.





WHY USE STAINLESS STEEL?

Stainless steel is often the material of choice for stadium washrooms for good reason. The material is robust, easy to maintain and very durable which makes the products economical over the lifetime of the building.

- Robust and easy to maintain
- Resistant to moisture
- Scratches and grooves lose their sharp edges quickly and blend into the surface
- Can last for the lifetime of the building
- Stainless steel is fully recyclable and made from up to 80% recycled materials
- Some of our range is available in a number of finishes including satin and high polished and some of our accessories come with the additional InoxPlus surface treatment for the reduction of fingerprints and dirt

Our toilets use only 4 litres of water for each flush and are certified to EN997, generating additional BREEAM points. They are also approved on the government's Water Technology List.



WC PANS

Our range of WCs are available in both floor standing and wall hung versions. Manufactured from 1.5mm thick, grade 304 stainless steel. They have been tested to the highest standards and we are confident that they are one of the best performing 4 litre full flushing WCs currently on the market.

URINALS

- Available in single pods or larger urinal troughs
- A divider is also available if required to retain privacy where a cubicle may not be possible.



Ask about our CPD on using stainless steel in the commercial washroom



STAINLESS STEEL WASHROOMS

THE SATURN WASHTROUGH

Our wall mounted Saturn washtrough is a popular product for stadiums and arenas. Available with or without splashback and either self-closing or electronic taps. Electronic taps come with the added benefit of an automatic shut off when actuated continuously, reducing the potential for vandalism by flooding of the toilets.

Manufactured from Grade 304 1.2mm thick stainless steel, our washtroughs are durable, long lasting and particularly fit for purpose. Available for 2, 3 or 4 users in 1200mm, 1800mm and 2400mm lengths or bespoke to suit requirements.



DISABLED FACILITIES

For the unique and specific requirements of a disabled toilet, we have a range of grab rails, WCs and washbasins. Available separate or in a handy Doc M pack.



CASE STUDY

RAVENHILL STADIUM CHOOSES FRANKE URINALS AND WASHTROUGHS



Northern Ireland's Ravenhill Stadium in Belfast, has benefitted from several redevelopments in recent years, the most recent being a £16m investment in three new stands.

In partnership with Harvey Group and Beggs & Partners of Belfast, Franke Sissons supplied stainless steel urinals and washtroughs for the washrooms in the Aquinas, Memorial and Grand stands.

Robert Hall, of Harvey Group explains "Washrooms are not the most stylish part of a stadia refit but when you consider the numbers of people on site on match days it's vital that the specification is up to the job! We have to ensure the product will be easy to clean, extremely durable and simple to maintain, and in the event of any kind of damage that we can get it working as soon as possible. Franke Sissons made a major contribution in assisting Harvey Group deliver the three new stands on time and to very high standard. The input of their design department through to the quality of the final product was top notch."



MIRANIT WASHBASINS AND WASHTROUGHS

Washrooms in sport and leisure environments can be an important experience for users. Franke's Miranit washbasins are both robust and aesthetically pleasing to cater for all users.

Cast in a single mould without adhesive seams or joints, Miranit offers an elegant appearance and highly durable finish. The smooth, pore free, and easy to clean gelcoat surface is extremely hardwearing and will continue to impress for years to come.

Miranit is a stable compound consisting of approximately 80% natural minerals such as marble, sandstone and quartz sand as well as approximately 20% high quality unsaturated polyester resin. Quartz is one of the hardest materials and constitutes a large part of the earth's crust. The final product is highly stable, and in combination with the unsaturated polyester resin has very good forming characteristics to facilitate easy production into cast moulds.



GAMBA Washbasins **LUNA Washbasins**



The RONDA range



The QUADRO range



The EXOS. range



Our CPD 'A new generation of commercial washbasins and washtroughs' will help you understand the benefits of specifying this material.



WASHROOMS THAT LEAVE AN IMPRESSION

Our solid surface MIRANIT range provides high quality hospitality for VIPs, corporate events and special guests is an important feature in all modern stadium design as increasingly it is a major source of revenue. It is therefore important that the washrooms are given the vital attention to detail required to ensure that the guests are treated to maximum quality and comfort.

We have a range of washtroughs for 2 users (1200mm), 3 users (1800mm) and 4 users (2400mm), with or without splashback. There is also a choice of either self-closing or electronic touch free taps with all models.

Other modifications are available such as the inclusion of deck mounted soap dispensers, without overflow and tapholes. Please contact us for more details!



1200mm 2 person trough with manual self closing taps



1800mm 3 person washtrough with splashback and electronic touch free taps

Advantages compared to other products

- A unique composite material with high gloss or solid matte finish
- Standard or bespoke sizes and shapes
- Up to 3.6 metres can be achieved in a single mould without seams or joints
- Additional integrated accessories - optional soap dispenser, paper towel dispenser, waste disposal flap/barrel, towel rail
- Can withstand temperatures up to 80°C
- Commercial grade
- Franke 'Water Systems' - one solution for the commercial washroom: taps (manual/sensor), all washroom accessories, urinals, WCs and many more products.



Our bespoke offer provides a choice of three different bowl shapes, which can be seamlessly moulded into a strikingly graceful washbasin top with a material thickness of just 25mm and up to 3.6m in length. There is almost no limit to the variation of ideas; flexible washbasin length, a choice of bowl shapes, number of bowls and bowl spacing.



Ask
about our new
EXOS
design!





BESPOKE MIRANIT WASHBASINS

THE CHOICE IS YOURS

SOLID MATTE MATERIAL

Made from 2/3 aluminium hydroxide (ATH) and 1/3 polyester resin and the same colour all the way through, the matte material offers a high level of scratch resistance.

- Easy to repair, easy to clean durable, fracture proof and scratch proof
- High stability with low material thickness
- Material coloured all the way through

WHITE WITH GELCOAT SURFACE

Made from 80% natural minerals and approximately 20% high quality unsaturated polyester resin. The core is surrounded by a pore free smooth high gloss Gelcoat layer.


- Hygienic surface finish which is temperature resistant up to 80°C
- High gloss Gelcoat layer
- Easy to repair and clean
- Durable and fracture proof
- High stability with low material thickness

BOWL SHAPE

Rectangular



Round



Oval



EXOS.



STYLE OF WASHBASIN

Straight



D Shape



L Shape



Corner Convex Design



Not all choices of bowl shape are available in every style of washbasin.



INTEGRATED ACCESSORIES

Complete the washroom with modern practical accessories including: soap dispensers, hand dryers, paper towel dispensers, towel rails and toilet roll holders amongst many others. The hygienic properties of stainless steel make it easy to clean and maintain whilst the contemporary appearance complements any style of washroom. With four distinct ranges and matching hand dryers, there is an option for any style and budget.



RODAN

The timeless design of RODAN stainless steel fixtures with their angular side profiles lends itself to the contemporary decor of heavily frequented washrooms.



STRATOS

The unique curved front cover defines the STRATOS range of products along with the InoxPlus surface treatment on the front cover reduces the appearance of dirt and fingerprints, making them exceptionally easy to clean.



XINOX

With its curved edges and distinctive shadow gap, the XINOX range is particularly stylish and has the added benefit of having the InoxPlus surface treatment on all surfaces. This reduces the appearance of dirt and fingerprints, making them exceptionally easy to clean.



EXOS

EXOS is the latest range from Franke and is the ultimate in high design with interchangeable fronts made of high quality InoxPlus coated stainless steel or toughened safety glass in Black or White.

FAST DRYING ENERGY EFFICIENT HAND DRYERS

Our range of touch free hand dryers use the latest technology that dries hands in record time and are available both in 'hands in' and 'hands under' options with different finishes.



AIRBLAST HAND DRYER

- Ideal for retro-fit as larger body covers screw holes
- Internal switch enables a choice of cool air at 550W or warm air at 1400W
- Unique blue LED light when in use
- Available in 4 different colours; white, black, polished or satin stainless steel



ECO-AIRBLAST MIDI PLUS

- Dries hands quickly in approximately 8-14 seconds
- Energy efficient at only 1250W or 550W
- Low cost to run of only £19 a year for 550W or £32 a year for 1250W
- Built in ioniser purifies the air



DRYX500

- High speed 'hands-in' hand dryer for wall mounting.
- Drying time 7-10 seconds, adjustable air speed, optional warm or cold air.
- Auto shutdown after 25 seconds. 1250-1650W
- Water catchments and system to prevent water dripping onto the floor





WASHROOM ACCESSORIES

ADDITIONAL PRODUCTS...

TAPS

Fittings for washbasins and washtroughs are becoming ever more sophisticated when it comes to water saving, ease of installation and operation. The use of robust materials, reliable tried and tested technology and surface finishes make our range of taps particularly suitable for intensive public use. They also look good and are packed with added features. Our range of self closing and electronic taps save water and therefore, money. Available in a number of different styles and for different applications, i.e. wall or deck mounted.

Product features	Self closing taps	Touch free electronic taps
Aerator and integrated flow controller	✓	✓
Battery or mains operation	✓	✓
Piston free self closing cartridge	✓	✗
Adjustable flow duration	✓	✓
Automatic and backlash free closure	✓	✓
Deck and wall mounted options	✓	✗
Feature on the governments Water Technology List for water saving	✓	✓
WRAS approved		

OTHER PRODUCTS THAT MAY BE OF INTEREST

DRINKING FOUNTAINS

Our range of stainless steel drinking fountains are available floor standing or wall hung. Easy to install and low maintenance, they offer a reliable solution.



CATERING FACILITIES

For anywhere that requires a washing facility, we have a solution. Our comprehensive range of washbasins in all shapes sizes, are suitable for any washing area. Inset, undermounted and wall mounted options are available as well as sinks and food preparation tables.



CLEANING FACILITIES

Stadium and event venues often have cleaning protocols and we have just the products to make this important function easier, from floor standing and wall hung cleaning sinks to a full janitorial unit.





BATHROOM ACCESSORIES

CUBUS

Like the name suggests, Cubus design is based on square lines and solid material, most suitable for bathrooms that are designed with a subtle, yet unrestrained look.



FIRMUS

Combining modern looks and a simplistic design that complements a variety of ambiances. The contoured lines (no sharp edges) make it easy to clean and maintain while also projecting a sense of comfort.




MEDIUS


The Medius design has been created with the purpose of matching classic style sanitaryware within all classic design environments.






PRODUCT LIST


SPECTATOR STANDS PAGES 4-5

	Product Code Was: CMPX592G Now: 205.0000.003	Product Code Was: CMPX592S Now: 205.0000.004	Product Code Was: CMPX592 Now: 205.0000.001
	Campus wall hung toilet - with grey seat and lid	Campus wall hung toilet - with seat pads	Campus wall hung toilet
	Product Code Was: CMPX592B Now: 205.0000.002	Product Code Was: CMPX592W Now: 205.0000.005	
	Campus wall hung toilet - with black seat and lid	Campus wall hung toilet - with white seat and lid	


	Product Code Was: CMPX597G Now: 205.0000.013	Product Code Was: CMPX597S Now: 205.0000.014	Product Code Was: CMPX597 Now: 205.0000.011
	Campus wall hung toilet - with grey seat and lid	Campus wall hung toilet - with seat pads	Campus wall hung toilet
	Product Code Was: CMPX597B Now: 205.0000.012	Product Code Was: CMPX597W Now: 205.0000.015	
	Campus wall hung toilet - with black seat and lid	Campus wall hung toilet - with black seat and lid	






	Product Code Was: G20120N Now: 205.0000.061	Product Code Was: G20124N Now: 205.0000.065		Product Code Was: G20117N Now: 205.0000.058	Product Code Was: G20123N Now: 205.0000.064
	Exposed urinal trough 1200mm	Exposed urinal trough 1500mm		Concealed urinal trough 1200mm	Concealed urinal trough 1500mm
	Product Code Was: G20121N Now: 205.0000.062	Product Code Was: G20122N Now: 205.0000.063		Product Code Was: G20118N Now: 205.0000.059	Product Code Was: G20119N Now: 205.0000.060
	Exposed urinal trough 1800mm	Exposed urinal trough 2400mm		Concealed urinal trough 1800mm	Concealed urinal trough 2400mm

	Product Code Was: CMPX538P Now: 205.0000.047	Urinal pod for electronic flushing - push fit
	Product Code Was: HDTX538P Now: 205.0000.052	Urinal pod for electronic flushing - bolt fix
	Product Code Was: CMPX538CD Now: 205.0000.044	Urinal pod for duct mounted cisterns


	Product Code Was: F1102 Now: 209.0000.001	Product Code Was: F1103 Now: 209.0000.002
	Urinal controller - battery	Urinal controller - mains


	Product Code Was: G21743N Now: 205.0000.017	Floor standing disabled toilet with seat (for surface mounted cistern)
	Product Code Was: G21743NT Now: 205.0000.018	Floor standing disabled toilet with seat (for concealed cistern)


	Product Code Was: GRBX106BP Now: 202.0000.011	Drop down grab bar, grab rails, backrest-125mm

	Product Code Was: SANX120 Now: 203.0000.184	Product Code Was: SANX120M Now: 203.0000.186		Product Code Was: SANX180 Now: 203.0000.191	Product Code Was: SANX180M Now: 203.0000.193	Product Code Was: SANX180E Now: 203.0000.192
	2 person washtrough 1200mm	2 person washtrough 1200mm with manual self closing taps		3 person washtrough 1800mm	3 person washtrough 1800mm with manual self closing taps	3 person washtrough 1800mm with electronic touch free taps
	Product Code Was: SANX240 Now: 203.0000.197	Product Code Was: SANX240M Now: 203.0000.199		Product Code Was: SANX240E Now: 203.0000.198		
	3 person washtrough 2400mm	3 person washtrough 2400mm with manual self closing taps		3 person washtrough 2400mm with electronic touch free taps		

THE MIRANIT WASHROOM PAGES 6-9

	Product Code Was: ANMW210 Now: 203.0000.129	Product Code Was: ANMW211 Now: 203.0000.130
	Ronda single washbasin without taphole	Ronda single washbasin with taphole

	Product Code Was: ANMW220 Now: 203.0000.009	Product Code Was: ANMW221 Now: 203.0000.011
	Ronda double washbasin without taphole	Ronda double washbasin with taphole

	Product Code Was: ANMW230 Now: 203.0000.013	Product Code Was: ANMW231 Now: 203.0000.131
	Ronda triple washbasin without taphole	Ronda triple washbasin with taphole

	Product Code Was: ANMW410 Now: 203.0000.018	Product Code Was: ANMW411 Now: 203.0000.149
	Quadro single washbasin without taphole	Quadro single washbasin with taphole

	Product Code Was: ANMW420 Now: 203.0000.021	Product Code Was: ANMW421 Now: 203.0460.133
	Quadro double washbasin without taphole	Quadro double washbasin with taphole

	Product Code Was: ANMW430 Now: 203.0000.024	Product Code Was: ANMW431 Now: 203.0000.132
	Quadro triple washbasin without taphole	Quadro triple washbasin with taphole

PRODUCT LIST

MIRANIT WASHBASINS AND WASHTROUGHS PAGES 6-9

 <p>Product Code Was: ANMW198 Now: 203.0000.127</p> <p>Gamba washbasin</p>	 <p>Product Code Was: ANMW199 Now: 203.0000.128</p> <p>Luna washbasin</p>	 <p>Product Code Was: SOLX1200M Now: 203.0000.219</p> <p>1200mm long 2 person trough with tap landing and manual self closing mixer taps</p>	 <p>Product Code Was: SOLX1200SB Now: 203.0000.221</p> <p>1200mm long 2 person trough with splashback and electronic touch free taps</p>	 <p>Product Code Was: SOLX1800M Now: 203.0000.231</p> <p>1800mm long 3 person trough with tap landing and manual self closing mixer taps</p>	 <p>Product Code Was: SOLX1800SBE Now: 203.0000.233</p> <p>1800mm long 3 person trough with splashback and electronic touch free taps</p>
 <p>Product Code Was: SOLX2400M Now: 203.0000.243</p> <p>2400mm long 4 person trough with tap landing and manual self closing mixer taps</p>	 <p>Product Code Was: SOLX2400SBE Now: 203.0000.245</p> <p>2400mm long 4 person trough with splashback and electronic touch free taps</p>	 <p>Product Code Was: ANMW0010 Now: 203.0000.003</p> <p>EXOS, single washbasin standard</p>	 <p>Product Code Was: ANMW0001 Now: 203.0000.000</p> <p>EXOS, single washbasin wheelchair accessible</p>	 <p>Product Code ANMW504 203.0000.031</p> <p>EXOS, single washbasin</p>	

ACCESSORIES PAGES 10-11

RODAN

 <p>Product Code Was: RODX618 Now: 201.0000.021</p> <p>Rodan soap dispenser</p>	 <p>Product Code Was: RODX600 Now: 201.0000.000</p> <p>Rodan paper towel dispenser</p>	 <p>Product Code Was: RODX310 Now: 201.0000.132</p> <p>Rodan hand dryer</p>	 <p>Product Code Was: RODX672 Now: 201.0000.056</p> <p>Rodan double toilet roll holder</p>	 <p>Product Code Was: RODX625 Now: 201.0000.020</p> <p>Rodan touch free soap dispenser</p>	 <p>Product Code Was: RODX630 Now: 201.0000.003</p> <p>Rodan touch free paper towel dispenser</p>
---	--	---	--	--	---





STRATOS

 <p>Product Code Was: STRX618 Now: 113.0100.923</p> <p>Stratos soap dispenser</p>	 <p>Product Code Was: STRX600 Now: 113.0100.921</p> <p>Stratos paper towel dispenser</p>	 <p>Product Code Was: STRX210 Now: 201.0000.133</p> <p>Stratos hand dryer</p>	 <p>Product Code Was: STRX672 Now: 113.0100.932</p> <p>Stratos double toilet roll holder</p>	 <p>Product Code Was: STRX625 Now: 201.0000.026</p> <p>Stratos touch free soap dispenser</p>	 <p>Product Code Was: STRX630 Now: 201.0000.006</p> <p>Stratos touch free paper towel dispenser</p>
---	--	---	--	--	---

XINOX

 <p>Product Code Was: XINX617 Now: 201.0000.028</p> <p>XINOX soap dispenser</p>	 <p>Product Code Was: XINX600 Now: 201.0000.009</p> <p>XINOX paper towel dispenser</p>	 <p>Product Code Was: XINX210 Now: 201.0000.134</p> <p>XINOX hand dryer</p>	 <p>Product Code Was: XINX672 Now: 201.0000.064</p> <p>XINOX double toilet roll holder</p>	 <p>Product Code Was: XINX625 Now: 201.0000.029</p> <p>XINOX touch free soap dispenser</p>	 <p>Product Code Was: XINX630 Now: 201.0000.010</p> <p>XINOX touch free paper towel dispenser</p>
---	--	---	--	--	---


EXOS

 <p>Product Code Was: EXOS618X, EXOS618B, EXOS618W Now: 201.0000.041, 201.0000.039, 201.0000.040</p> <p>EXOS, soap dispenser available in stainless steel, black glass front or white glass front</p>	 <p>Product Code Was: EXOS600X, EXOS600B, EXOS600W Now: 201.0000.032, 201.0000.030, 201.0000.031</p> <p>EXOS, paper towel dispenser available in stainless steel, black glass front or white glass front</p>	 <p>Product Code Was: EXOS220X, EXOS220B, EXOS220W Now: 201.0479.675, 201.0479.676, 201.0479.677</p> <p>EXOS, hand dryer available in stainless steel, black glass front or white glass front</p>	 <p>Product Code Was: EXOS670X Now: 201.0479.701</p> <p>EXOS, jumbo toilet roll holder available in stainless steel</p>
---	--	--	---

PRODUCT LIST

ACCESSORIES PAGE 10




AIRBLAST HAND DRYER

	Product Code Was: F1390 Now: 201.0000.142	Product Code Was: F1391 Now: 201.0000.143
	Hand dryer - White steel 550W-1400W	Hand dryer - Black steel polished 550W-1400W
	Product Code Was: F1392 Now: 201.0000.144	Product Code Was: F1393 Now: 201.0000.145
	Hand dryer - Polished stainless 550W-1400W	Hand dryer - Satin stainless steel 550W-1400W

HANDS-IN HAND DRYER

	Product Code Was: DRYX500 Now: 201.0480.839
Franke hands-in hand dryer	




TAPS PAGE 11

		
Product Code Was: AQUA205 Now: 208.0000.062	Product Code Was: AQUA130 Now: 208.0000.096	Product Code Was: AQUA203 Now: 208.0000.066
Aqualine-S self closing bib tap	Protronic-S touch free tap	Aqualine-C self closing pillar tap




Full range of
taps available.
For more details
please see
www.franke.com

DRINKING FOUNTAINS PAGE 11






WALL HUNG

		
Product Code Was: G20100N Now: 213.0000.011	Product Code Was: G20109N Now: 213.0000.013	Product Code Was: ANMX300 Now: 213.0000.024
Centinel drinking fountain	Centinel drinking fountain with bottle filler	Franke drinking fountain wall hung




FLOOR STANDING

		
Product Code Was: ANMX301 Now: 213.0000.025	Product Code Was: ANMX307 Now: 213.0000.003	Product Code Was: ANMX308 Now: 213.0000.004
Franke drinking fountain floor standing	Drinking fountain floor standing with bottle filler	Franke floor standing chilled drinking fountain

CATERING PAGE 11

				
Inset washbasins	Wall hung washbasins	Knee operated washbasins	Catering sinks	Preparation tables

CLEANING AND JANITORIAL PAGE 11

			
Product Code Was: G20055N Now: 207.0000.059	Product Code Was: WB440COP-UK Now: 207.0480.276	Product Code Was: G21663N Now: 207.0000.060	Product Code Was: WB500GV Now: 207.0000.106
HTM 64 janitorial unit	Cleaner's sink with grid and splashback	Floor standing bucket sink with splashback	Cleaner's sink with grid


DID YOU KNOW?

Many of our products are
detailed on RIBA's NBS
Plus to aid with project
design and specifications.



NBSPlus

BATHROOM ACCESSORIES PAGE 12



CUBUS

	
Product Code Was: CUBX001HP Now: 241.0488.508	Product Code Was: CUBX010HP Now: 201.0488.585
Cubus single towel rail for wall mounting	Cubus single robe hook for wall mounting

FIRMUS

	
Product Code Was: FIRX001HP Now: 241.0488.588	Product Code Was: FIRX010HP Now: 201.0488.595
Firmus single towel rail for wall mounting	Firmus single robe hook for wall mounting

MEDIUS

	
Product Code Was: MEDX001HP Now: 241.0488.600	Product Code Was: MEDX010HP Now: 201.0488.607
Medius single towel rail for wall mounting	Medius single robe hook for wall mounting

All bathroom
accessories are
available in high
polished!