

# TRANSPORT


Washroom solutions for fleet and stations



*Make  
it  
Wonderful*

**FRANKE**





## MAKE IT WONDERFUL WITH FRANKE

Franke makes traditional, top-quality and down-to-earth products that accompany us in our daily lives. Our brand promise to you is; whether you are business partner or an end user, we make your everyday life a little less ordinary. As our products are subject to high usage and daily wear and tear so we strive to make these everyday objects durable, reliable and beautiful. That's what 'Make it Wonderful' stands for.

[info@hygiene-shop.eu](mailto:info@hygiene-shop.eu) - [www.hygiene-shop.eu](http://www.hygiene-shop.eu)







MAKE IT WONDERFUL WITH FRANKE

## OUR EXPERIENCE

Franke Sissons has provided innovative, practical and durable solutions to contractors and specifiers for over 230 years. Our mission is to be a world leading provider of intelligent washroom solutions to the public, semi-public and commercial sector.

With standard and bespoke options available, our transport washroom products provide a complete solution for a range of applications such as: airports, coach or train stations or on a fleet such as airplanes. The Franke range includes: urinals and WC's, wash basins and integrated stylish accessories.

### CASE STUDY

#### PORTSMOUTH FERRY TERMINAL

The Portsmouth Ferry Terminal offers all the modern high standards and style of an airport. A full height concourse contains shops, check in desks and the arrival and departure areas, while a mezzanine area offers views from the bar and café area.

The Ferry terminal achieved a high BREEAM rating through a number of initiatives including the installation of Franke Sissons Stainless Steel Urinals and WC's connected with the unique A3000 Open Water Management System. The use of dual flush touch free controls to flush the 4 litre WC and using sea water for flushing further reduced the water consumption of the building.







## PROJECT SOLUTIONS

We understand the requirements for sustainable offerings and customised design such as sustainable materials, limited space and lower water usage. Our experience in this area has enabled us to develop a product package to suit those requirements; balancing the need for budget management with the durability required for intensive use. You can be assured that our products meet the latest regulations and standards required.

With the capability of designing products in accordance with your specific requirement, we are the perfect partner for your new and existing projects. Having already developed a number of innovative products for the rail industry to satisfy some of the most difficult issues, we are highly experienced in problem solving and providing you with a cost effective solution.





PERFORMANCE AND INNOVATION

## WATER CONTROLS

Complete the washroom with practical accessories that are particularly suitable for frequent use. The hygienic material of stainless steel is easy to clean and maintain whilst standing up well to physical damage.

Touch free automatic taps from our sister company Dart Valley Systems incorporate state of the art design and technology and offer a hygienic water dispensing solution. Used extensively in across the whole of the transport sector, they offer a reliable and robust solution.

### CASE STUDY

#### HEATHROW TERMINAL 5

BAA has set high standards for the washrooms at all of their airports. The design team for Heathrow Terminal 5 washrooms were tasked with achieving the optimum in sustainability, serviceability and aesthetics. There was a high level of confidence in the reliability of our sister company Dart Valley Systems products and their service support, which is why they were chosen by the BAA as the preferred supplier on this high profile project.

With an anticipated 35 million passengers a year passing through the terminal, the products have to be of robust design and marginal savings per operation become significant with such high usage.

Products used on the project included touch free flush valves, automatic touch free taps in various lengths and urinal controls.





## BESPOKE MIRANIT WASHBASINS

Our bespoke offer is a choice of four different bowl shapes, which can be seamlessly moulded into a strikingly graceful washbasin top with a material thickness of just 25mm and up to 3.6m in length.

There is almost no limit to the variation of ideas; flexible washbasin length, a choice of bowl shape, number of bowls and bowl spacing. The different designs (with or without tap landing) also provide the opportunity to include a wide range of accessories to obtain the chosen result. You can even choose from two different materials.



## THE CHOICE IS YOURS

### SOLID MATTE MATERIAL

Made from 2/3 aluminium hydroxide (ATH) and 1/3 polyester resin and the same colour all the way through, the matte material offers a high level of scratch resistance.

- Easy to repair, easy to clean, durable, fracture proof and scratch proof
- High stability with low material thickness
- Material coloured all the way through

### WHITE WITH GELCOAT SURFACE

Made from 80% natural minerals and approximately 20% high quality unsaturated polyester resin. The core is surrounded by a pore free smooth high gloss Gelcoat layer.

- Hygienic surface finish which is temperature resistant up to 80°C
- High gloss Gelcoat layer
- Easy to repair and clean
- Durable and fracture proof
- High stability with low material thickness






BESPOKE MIRANIT WASHBASINS

## BOWL SHAPE

### Rectangular



### Round



### Oval



### EXOS.



## STYLE OF WASHBASIN

### Straight



### D Shape



### L Shape



### Corner Convex Design



## OTHER OPTIONS TO CONSIDER

- Number of bowls
- Distance between bowls
- Length of washbasin
- Depth of washbasin
- With or without raised back edge
- Apron height
- With or without tapholes

## INCORPORATE ANY ACCESSORIES

- Soap dispenser
- Towel holder
- Paper towel dispenser
- Waste disposal barrel
- Waste disposal flap



Our RIBA approved CPD 'A new generation of commercial washbasins and washtroughs' will help you understand the benefits of specifying this material.

Not all choices of bowl shape are available in every style of washbasin.



## INTEGRATED ACCESSORIES

Complete the washroom with modern practical accessories including: soap dispensers, hand dryers, paper towel dispensers, towel rails and toilet roll holders amongst many others. The hygienic properties of stainless steel make it easy to clean and maintain whilst the contemporary appearance complements any style of washroom. With four distinct ranges and matching hand dryers, there is an option for any style and budget.



### RODAN

The timeless design of RODAN stainless steel fixtures with their angular side profiles lends itself to the contemporary decor of heavily frequented washrooms.



### STRATOS

The unique curved front cover defines the STRATOS range of products along with the InoxPlus surface treatment on the front cover reduces the appearance of dirt and fingerprints, making them exceptionally easy to clean.



### XINOX

With its curved edges and distinctive shadow gap, the XINOX range is particularly stylish and has the added benefit of having the InoxPlus surface treatment on all surfaces. This reduces the appearance of dirt and fingerprints, making them exceptionally easy to clean.



### EXOS

EXOS is the latest range from Franke and is the ultimate in high design with interchangeable fronts made of high quality InoxPlus coated stainless steel or toughened safety glass in Black or White.

### FAST DRYING ENERGY EFFICIENT HAND DRYERS

Our range of touch free hand dryers use the latest technology that dries hands in record time and are available both in 'hands in' and 'hands under' options with different finishes.



#### AIRBLAST HAND DRYER

- Ideal for retro-fit as larger body covers screw holes
- Internal switch enables a choice of cool air at 550W or warm air at 1400W
- Unique blue LED light when in use
- Available in 4 different colours; white, black, polished or satin stainless steel



#### ECO-AIRBLAST MIDI PLUS

- Dries hands quickly in approximately 8-14 seconds
- Energy efficient at only 1250W or 550W
- Low cost to run of only £19 a year for 550W or £32 a year for 1250W
- Built in ioniser purifies the air



#### DRYX500

- High speed 'hands-in' hand dryer for wall mounting.
- Drying time 7-10 seconds, adjustable air speed, optional warm or cold air.
- Auto shutdown after 25 seconds. 1250 -1650W
- Water catchments and system to prevent water dripping onto the floor







ADDITIONAL PRODUCTS

## ADDITIONAL PRODUCTS...

### TAPS

Fittings for washbasins and washtroughs are becoming ever more sophisticated when it comes to water saving, ease of installation and operation. The use of robust materials, reliable tried and tested technology and surface finishes make our range of taps particularly suitable for intensive public use. They also look good and are packed with added features.

Product features	Self closing taps	Touch free electronic taps
Aerator and integrated flow controller	✓	✓
Battery or mains operation	✓	✓
Piston free self closing cartridge	✓	✗
Adjustable flow duration	✓	✓
Automatic and backlash free closure	✓	✓
Deck and wall mounted options	✓	✗
Feature on the governments Water Technology List for water saving	✓	✓
WRAS approved		

### CASE STUDY

#### METROLINE

Busy bus service operator Metroline, based in north London have launched a flagship project installing new washrooms, utilising multiple products from Franke Group's high performing sanitaryware and tap portfolio.

Stainless steel was chosen for the washroom sanitaryware as it's extremely hard wearing and easy to clean. Lan Services were keen to use supplier and trusted brand Franke for their stainless steel toilet pans, urinal troughs and vanity tops with integral moulded basins. To improve hygiene and usability, Dart Valley Systems, Paignton (another Franke Group company) were chosen to supply sensor flush kits and their Aquarius sensor touch free taps. Alongside saving energy and water they negate any physical interaction by the user (such as pulling a lever or pressing a button) thus reducing the spread of bacteria significantly.



















Andy Seddon, Commercial Director for Lan Services commented "We have worked with Franke on a number of projects and know that by combining our experience, we will provide a winning solution for our client. They are flexible with our customers' requirements and provide great service both pre and post installation. We also have peace of mind that products will be durable and last for years to come."





# PRODUCT LIST

## MIRANIT WASHBASINS PAGES 6-7

 <p><b>Product Code</b> Was: ANMW210 Now: 203.0000.129</p> <p>Ronda single washbasin without taphole</p>	 <p><b>Product Code</b> Was: ANMW211 Now: 203.0000.130</p> <p>Rondo single washbasin with taphole</p>	 <p><b>Product Code</b> Was: ANMW220 Now: 203.0000.009</p> <p>Ronda double washbasin without taphole</p>	 <p><b>Product Code</b> Was: ANMW221 Now: 203.0000.011</p> <p>Ronda double washbasin with taphole</p>	 <p><b>Product Code</b> Was: ANMW230 Now: 203.0000.013</p> <p>Ronda triple washbasin without taphole</p>	 <p><b>Product Code</b> Was: ANMW231 Now: 203.0000.131</p> <p>Ronda triple washbasin with taphole</p>
 <p><b>Product Code</b> Was: ANMW410 Now: 203.0000.018</p> <p>Quadro single washbasin without taphole</p>	 <p><b>Product Code</b> Was: ANMW411 Now: 203.0000.149</p> <p>Quadro single washbasin with taphole</p>	 <p><b>Product Code</b> Was: ANMW420 Now: 203.0000.021</p> <p>Quadro double washbasin without taphole</p>	 <p><b>Product Code</b> Was: ANMW421 Now: 203.0460.133</p> <p>Quadro double washbasin with taphole</p>	 <p><b>Product Code</b> Was: ANMW430 Now: 203.0000.024</p> <p>Quadro triple washbasin without taphole</p>	 <p><b>Product Code</b> Was: ANMW431 Now: 203.0000.132</p> <p>Quadro triple washbasin with taphole</p>
 <p><b>Product Code</b> Was: ANMW198 Now: 203.0000.127</p> <p>Gamba washbasin</p>	 <p><b>Product Code</b> Was: ANMW199 Now: 203.0000.128</p> <p>Luna washbasin</p>	 <p><b>Product Code</b> Was: ANMW504 Now: 203.0000.031</p> <p>EXOS. Single washbasin</p>	 <p><b>Product Code</b> Was: ANMW0010 Now: 203.0000.003</p> <p>EXOS. Single washbasin - standard</p>	 <p><b>Product Code</b> Was: ANMW0011 Now: 203.0000.004</p> <p>EXOS. Single washbasin</p>	 <p><b>Product Code</b> Was: ANMW0001 Now: 203.0000.000</p> <p>EXOS. Single washbasin wheelchair accessible</p>

## ACCESSORIES PAGE 8

### RODAN

 <p><b>Product Code</b> Was: RODX618 Now: 201.0000.021</p> <p>Rodan soap dispenser</p>	 <p><b>Product Code</b> Was: RODX600 Now: 201.0000.000</p> <p>Rodan paper towel dispenser</p>	 <p><b>Product Code</b> Was: RODX310 Now: 201.0000.132</p> <p>Rodan hand dryer</p>	 <p><b>Product Code</b> Was: RODX672 Now: 201.0000.056</p> <p>Rodan double toilet roll holder</p>	 <p><b>Product Code</b> Was: RODX625 Now: 201.0000.020</p> <p>Rodan touch free soap dispenser</p>	 <p><b>Product Code</b> Was: RODX630 Now: 201.0000.003</p> <p>Rodan touch free paper towel dispenser</p>
---	--	---	--	--	---

### STRATOS

 <p><b>Product Code</b> Was: STRX618 Now: 113.0100.923</p> <p>Stratos soap dispenser</p>	 <p><b>Product Code</b> Was: STRX600 Now: 113.0100.921</p> <p>Stratos paper towel dispenser</p>	 <p><b>Product Code</b> Was: STRX210 Now: 201.0000.133</p> <p>Stratos hand dryer</p>	 <p><b>Product Code</b> Was: STRX672 Now: 113.0100.932</p> <p>Stratos double toilet roll holder</p>	 <p><b>Product Code</b> Was: STRX625 Now: 201.0000.026</p> <p>Stratos touch free soap dispenser</p>	 <p><b>Product Code</b> Was: STRX630 Now: 201.0000.006</p> <p>Stratos touch free paper towel dispenser</p>
---	--	---	--	--	---

### XINOX

 <p><b>Product Code</b> Was: XINX617 Now: 201.0000.028</p> <p>XINOX soap dispenser</p>	 <p><b>Product Code</b> Was: XINX600 Now: 201.0000.009</p> <p>XINOX paper towel dispenser</p>	 <p><b>Product Code</b> Was: XINX210 Now: 201.0000.134</p> <p>XINOX hand dryer</p>	 <p><b>Product Code</b> Was: XINX672 Now: 201.0000.064</p> <p>XINOX double toilet roll holder</p>	 <p><b>Product Code</b> Was: XINX625 Now: 201.0000.029</p> <p>XINOX touch free soap dispenser</p>	 <p><b>Product Code</b> Was: XINX630 Now: 201.0000.010</p> <p>XINOX touch free paper towel dispenser</p>
---	--	---	--	--	---




# PRODUCT LIST

## ACCESSORIES PAGE 8

### EXOS

 <p><b>Product Code</b> Was: EXOS618X, EXOS618B, EXOS618W Now: 201.0000.041, 201.0000.039, 201.0000.040</p> <p>EXOS. Soap dispenser available in stainless steel, black glass front or white glass front</p>	 <p><b>Product Code</b> Was: EXOS600X, EXOS600B, EXOS600W Now: 201.0000.032, 201.0000.030, 201.0000.031</p> <p>EXOS. Paper towel dispenser available in stainless steel, black glass front or white glass front</p>	 <p><b>Product Code</b> Was: EXOS220X, EXOS220B, EXOS220W Now: 201.0479.675, 201.0479.676, 201.0479.677</p> <p>EXOS. Hand dryer available in stainless steel, black glass front or white glass front</p>	 <p><b>Product Code</b> Was: EXOS670X Now: 201.0479.701</p> <p>EXOS. Jumbo toilet roll holder available in stainless steel</p>
---	--	--	---




### AIRBLAST HAND DRYER

 <p><b>Product Code</b> Was: F1390 Now: 201.0000.142</p> <p>Hand dryer - White steel 550W-1400W</p> <p><b>Product Code</b> Was: F1392 Now: 201.0000.144</p> <p>Hand dryer - Polished stainless steel 550W-1400W</p>	<p><b>Product Code</b> Was: F1391 Now: 201.0000.143</p> <p>Hand dryer - Black steel polished 550W-1400W</p> <p><b>Product Code</b> Was: F1393 Now: 201.0000.145</p> <p>Hand dryer - Satin stainless steel 550W-1400W</p>
--	--

### HANDS-IN HAND DRYER



 <p><b>Product Code</b> Was: DRYX500 Now: 201.0480.839</p> <p>Franke hands-in hand dryer</p>
---



### TAPS






 <p><b>Product Code</b> Was: AQUA205 Now: 208.0000.062</p> <p>Aqualine-S self closing bib tap</p>	 <p><b>Product Code</b> Was: AQUA130 Now: 208.0000.096</p> <p>Protronic-S touch free tap</p>	 <p><b>Product Code</b> Was: AQUA203 Now: 208.0000.066</p> <p>Aqualine-C self closing pillar tap</p>
--	---	---

Full range of taps available. For more details please see [www.franke.com](http://www.franke.com)

### SANITARYWARE



 <p><b>Product Code</b> Was: CMPX592G Now: 205.0000.003</p> <p>Campus wall hung toilet - with grey seat and lid</p> <p><b>Product Code</b> Was: CMPX592S Now: 205.0000.004</p> <p>Campus wall hung toilet - with seat pads</p> <p><b>Product Code</b> Was: CMPX592 Now: 205.0000.001</p> <p>Campus wall hung toilet</p> <p><b>Product Code</b> Was: CMPX592B Now: 205.0000.002</p> <p>Campus wall hung toilet - with black seat and lid</p> <p><b>Product Code</b> Was: CMPX592W Now: 205.0000.005</p> <p>Campus wall hung toilet - with white seat and lid</p>	 <p><b>Product Code</b> Was: CMPX597G Now: 205.0000.013</p> <p>Campus wall hung toilet - with grey seat and lid</p> <p><b>Product Code</b> Was: CMPX597S Now: 205.0000.014</p> <p>Campus wall hung toilet - with seat pads</p> <p><b>Product Code</b> Was: CMPX597 Now: 205.0000.011</p> <p>Campus wall hung toilet</p> <p><b>Product Code</b> Was: CMPX597B Now: 205.0000.012</p> <p>Campus wall hung toilet - with black seat and lid</p> <p><b>Product Code</b> Was: CMPX597W Now: 205.0000.015</p> <p>Campus wall hung toilet - with black seat and lid</p>
---	--

 <p><b>Product Code</b> Was: G20120N Now: 205.0000.061</p> <p>Exposed urinal trough 1200mm</p> <p><b>Product Code</b> Was: G20117N Now: 205.0000.058</p> <p>Concealed urinal trough 1200mm</p>	<p><b>Product Code</b> Was: G20121N Now: 205.0000.062</p> <p>Exposed urinal trough 1800mm</p> <p><b>Product Code</b> Was: G20118N Now: 205.0000.059</p> <p>Concealed urinal trough 1800mm</p>	<p><b>Product Code</b> Was: G20124N Now: 205.0000.065</p> <p>Exposed urinal trough 1500mm</p> <p><b>Product Code</b> Was: G20123N Now: 205.0000.064</p> <p>Concealed urinal trough 1500mm</p>	<p><b>Product Code</b> Was: G20122N Now: 205.0000.063</p> <p>Exposed urinal trough 2400mm</p> <p><b>Product Code</b> Was: G20119N Now: 205.0000.060</p> <p>Concealed urinal trough 2400mm</p>	 <p><b>Product Code</b> Was: GRBX106BP Now: 202.0000.011</p> <p>Drop down grab bar, grab rails, backrest-125mm</p>
---	---	---	---	---



 <p><b>Product Code</b> Was: CMPX538P Now: 205.0000.047</p> <p>Urinal pod for electronic flushing - push fit</p>	 <p><b>Product Code</b> Was: HDTX538P Now: 205.0000.052</p> <p>Urinal pod for electronic flushing - bolt fix</p>	 <p><b>Product Code</b> Was: CMPX538CD Now: 205.0000.044</p> <p>Urinal pod for duct mounted cisterns</p>	 <p><b>Product Code</b> Was: F1102   F1103 Now: 209.0000.001   209.0000.002</p> <p>Urinal controller - battery</p>	 <p><b>Product Code</b> Was: SANX120 Now: 203.0000.184</p> <p>Washtrough 2 person 1200mm</p> <p><b>Product Code</b> Was: SANX180 Now: 203.0000.191</p> <p>Washtrough 3 person 1800mm</p> <p><b>Product Code</b> Was: SANX240 Now: 203.0000.197</p> <p>Washtrough 4 person 2400mm</p>
---	---	---	---	--

### BATHROOM ACCESSORIES



#### CUBUS

 <p><b>Product Code</b> Was: CUBX001HP Now: 241.0488.508</p> <p>Cubus single towel rail for wall mounting</p>	 <p><b>Product Code</b> Was: CUBX010HP Now: 241.0488.585</p> <p>Cubus single robe hook for wall mounting</p>
--	---

#### FIRMUS

 <p><b>Product Code</b> Was: FIRX001HP Now: 241.0488.588</p> <p>Firmus single towel rail for wall mounting</p>	 <p><b>Product Code</b> Was: FIRX010HP Now: 241.0488.595</p> <p>Firmus single robe hook for wall mounting</p>
---	--

#### MEDIUS

 <p><b>Product Code</b> Was: MEDX001HP Now: 241.0488.600</p> <p>Medius single towel rail for wall mounting</p>	 <p><b>Product Code</b> Was: MEDX010HP Now: 241.0488.607</p> <p>Medius single robe hook for wall mounting</p>
---	--

All bathroom accessories are available in high polished!