



HLX models are the inexpensive answer to spot heating, offering a cost effective way to provide instant heat to the smaller or localised area requiring comfort heating. Ideal for Workshops, Garages, Packing areas, Church halls, Shops, Warehouses and small factories.

With the click of a switch the HLX modular heating system provides instant warmth, and is designed to blend in with the décor of any modern or traditional amenity, commercial or industrial working environment.

Simple to install, the HLX models are supplied pre-wired in 1.5kW modules, complete with guards and wall mounting brackets. They can be linked in single, twin and triple formats. Not suitable for overhead suspension mounting (use the HL range if you require overhead mounting).



Model No- HLX15  
220/240v 1500w 6.25 amps




Model No- HLX30  
(Consists of 2x HLX15 + 1x HLB2 Bracket)  
Each fitting is 220/240v 1500w 6.25 amps

### USER APPLICATIONS

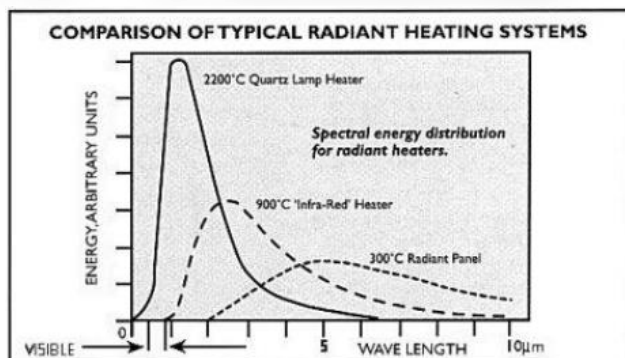
Using a conventional heating system large work areas with high unused roof space result in wasted heat and money also small concentrated work areas in large complexes result in wasted heat and money. With the HLX modular heating system any working area can be heated instantly when and where you really need it- with the click of a switch.

- Churches
- Church halls
- Dispatch areas
- Factories
- Frost protection
- Garages
- Joiner shops
- Milking Parlours
- Night Security
- Offices
- Packing Rooms
- Process Lines
- School Halls
- Shops
- Sports Halls
- Squash Courts
- Studios
- Textile Mills
- Warehouses
- Workshops

HLX fittings are pre-wired with heat resistant cable for easy installation.



Model No- HLX45  
(Consists of 3x HLX15 + 1x HLB3 Bracket)  
Each fitting is 220/240v 1500w 6.25 amps



### Benefits of using HeatLight Quartz Heating Systems

- The perfect solution for commercial & industrial zone heating.
- Recommended by most electricity boards.
- Competitive prices.
- Technical support.
- Design and planning advise.
- Full range of infrared heaters for both fixed and mobile systems.
- 110v versions available.

## HEAT REQUIREMENTS

A simple calculation can be made regarding the total amount of heat required in any given area, by using the guidelines in the watts/m<sup>2</sup> to the right. Choose the nearest figure to the application of work undertaken and premises type, then multiply this by the total area in m<sup>2</sup>. This will give you an idea as to the total amount of wattage required for heating the area. The size and type of heaters can then be compared with the table below to find the most suitable models. A 10-15% overlap is recommended to ensure even coverage of the area. Due consideration should be given to the power supply required, mounting locations and safety requirements.

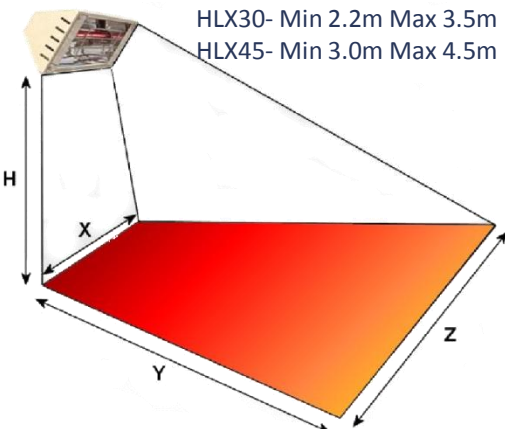
w/m <sup>2</sup> required			
	Heavy work	Light work	Spot heating
Highly Insulated	150	200	250
Insulated	175	225	250
Un-insulated	200	250	275
Light Cladding	250	300	300
Badly insulated/damp	300	300	300

### SPOT HEATING

As an additional guide to spot heating, we would also recommend heating from two directions, to cover the area from opposite sides. This will ensure an overall feeling of comfort and warmth. A heat loading of 250-300w/m<sup>2</sup> can be considered as a guide for this type of area.

### Recommended mounting heights:

HLX15- Min 2.2m Max 3.0m  
HLX30- Min 2.2m Max 3.5m  
HLX45- Min 3.0m Max 4.5m



	HLX15	HLX30	HLX45
Length	400mm	400mm	400mm
Height	140mm	300mm	450mm
Depth	85mm	85mm	85mm
Weight	1.75kg	3.5kg	5.5kg

Fitting Model	Wall Mounting				Area Covered
	H	X	Y	Z	
HLX15	2.5m	3.2m	2.6m	6.0m	11.9m <sup>2</sup>
	3.0m	3.4m	3.6m	6.7m	18.2m <sup>2</sup>
HLX30	3.0m	3.7m	3.6m	7.0m	19.2m <sup>2</sup>
	3.5m	4.0m	4.2m	7.9m	25.0m <sup>2</sup>
HLX45	3.5m	4.0m	4.2m	8.1m	25.4m <sup>2</sup>
	4.0m	4.3m	4.5	8.4m	28.6m <sup>2</sup>